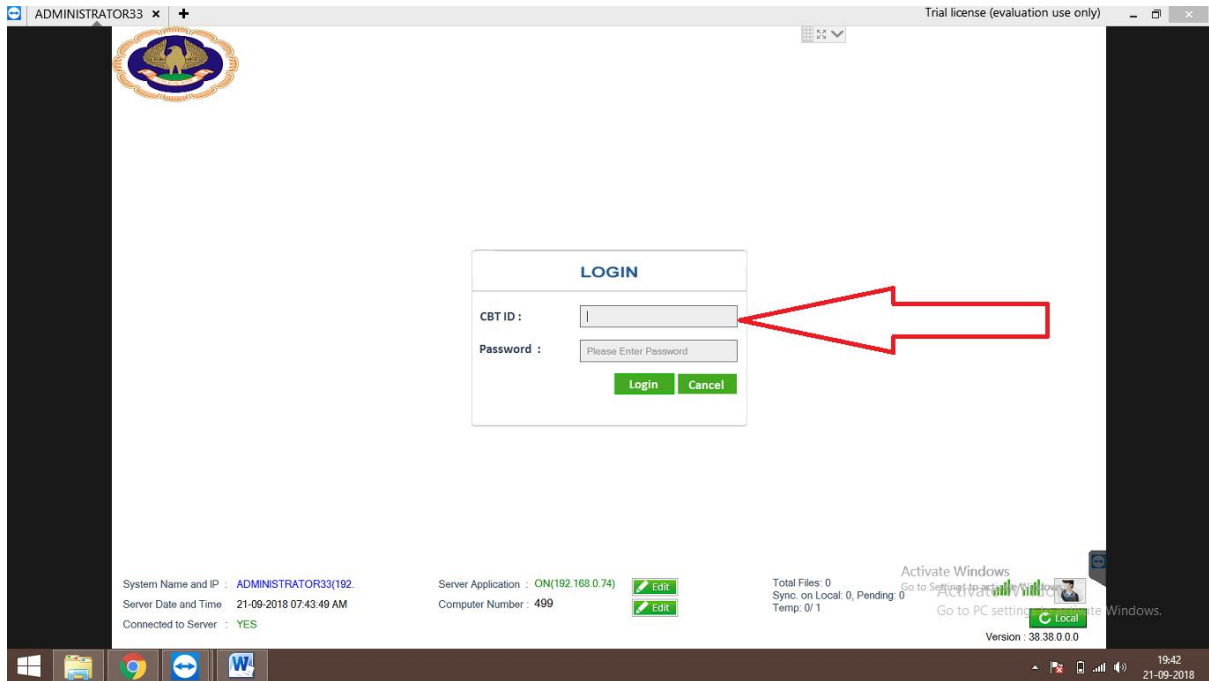


# DEMO for Computer Based Test

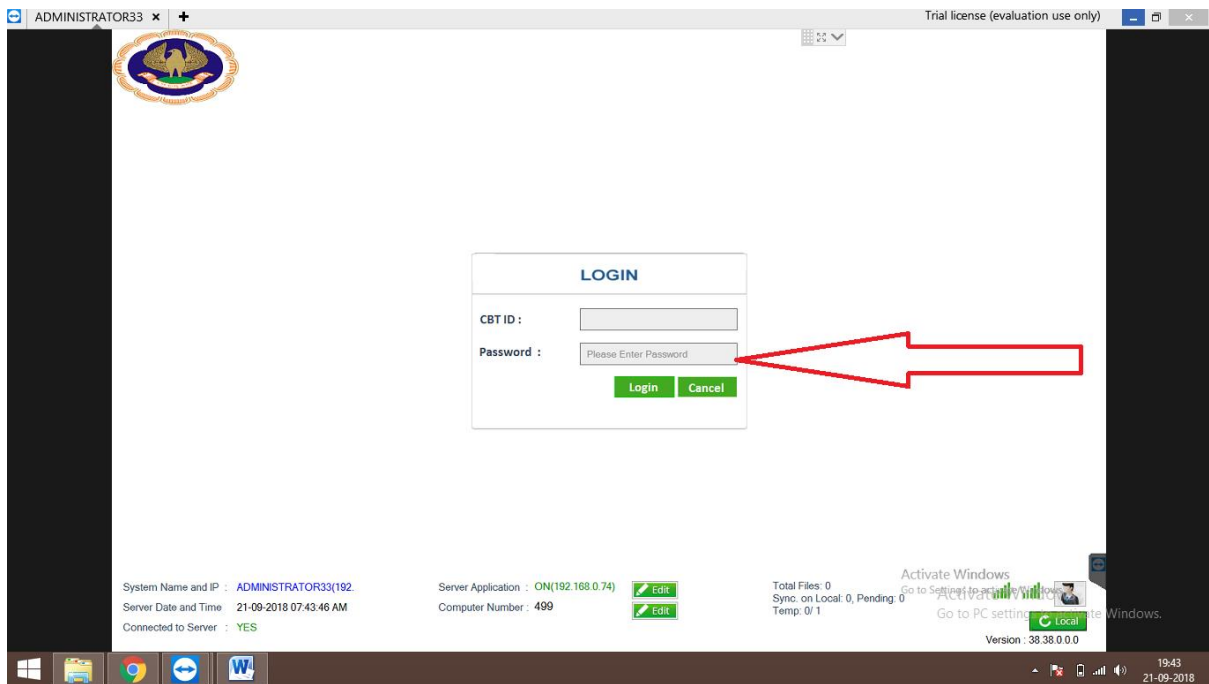
## Step 1:

### Enter your CBT ID



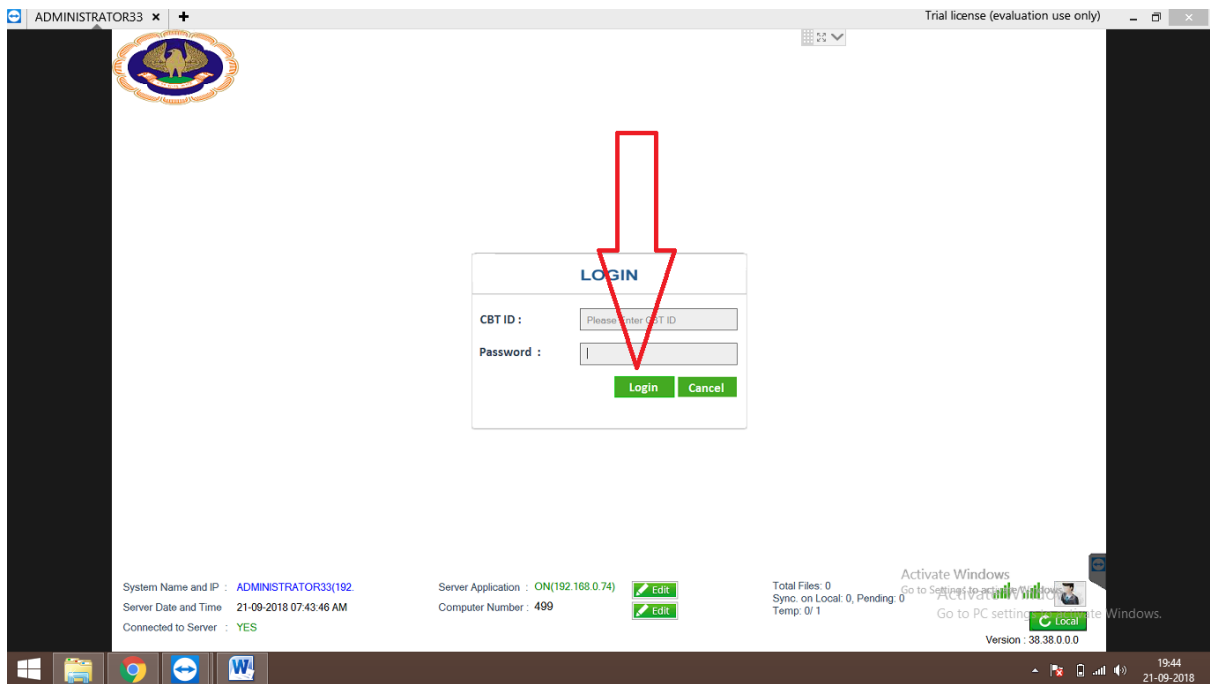
## Step 2:

### Enter your password



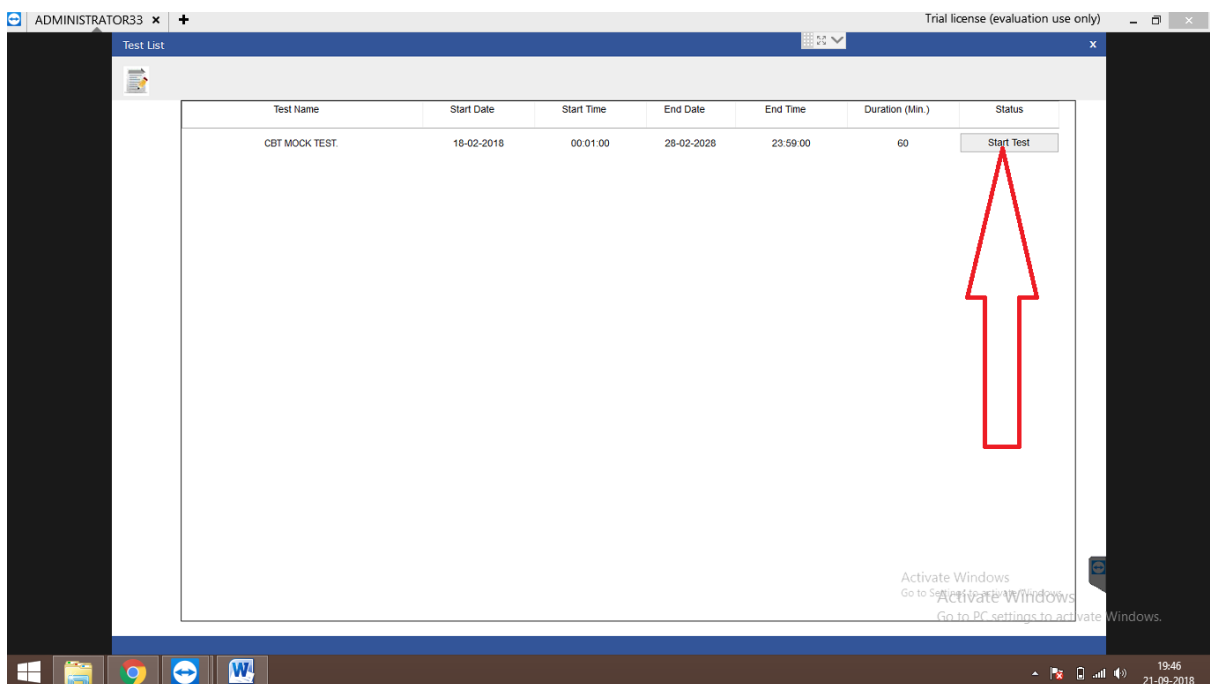
### Step 3:

#### Click on Log IN



### Step 4

#### Click on Start test



### Step 5:

## Click on Check mark

ADMINISTRATOR33 x + Trial license (evaluation use only)

CBT MOCK TEST. General Instruction

Please read the following instructions carefully

**General Instructions:**

- The clock will be set at the server. The countdown timer at the right corner of the screen will display the remaining time available for you to complete the examination. When the timer reaches zero the examination ends by itself. You need to terminate the examination or submit the paper.
- The Question Palette displayed on the right side of screen will show the status of each question using one of the following symbols:
  - You have not visited the question yet.
  - You have not answered the question.
  - You have answered the question.
  - You have NOT answered the question but have marked the question for review.
  - You have answered the question, but marked it for review.

The Marked for Review status for a question simply indicates that you would like to look at that question again. If a question is answered, but marked for review, then the answer to that question will be considered in the evaluation, unless the status is modified by the candidate.

**Navigating to a Question :**

- To answer a question, do the following:
  - Click on the question number in the Question Palette to go to that question directly.
  - Select an answer for a multiple choice type question by clicking on bubble placed before the 4 choices A, B, C, D. Use the virtual numeric keypad to enter a number as an answer to a numerical type question.
  - Click on **Save & Next** button to save your answer for the current question and then go to the next question.
  - Click on **Mark for Review & Next** to save your answer for the current question, mark it for review, and then go to the next question.
  - Caution: Note that your answer for the current question will not be saved, if you navigate to another question directly by clicking on its question number.**
- You can view all the questions by clicking on the Question Paper button. This feature is provided so that you can see the entire question paper at a glance. Note that the options for multiple choice type questions will not be shown.

**Answering a Question:**

Procedure for answering a multiple choice type question:

- To select your answer, click on the button of one of the options A, B, C, D.
- To deselect your chosen answer, click on the button of the chosen option again or click on the **Clear Response** button.

I have read and understood the instructions. I agree that in case of not adhering to the exam instructions, I will be disqualified from giving the exam.

Activate Windows  
Go to Settings to activate Windows.  
Go to PC settings to activate Windows.

Start Test

19:47  
21-09-2018

## Step 6:

## Click on start test

ADMINISTRATOR33 x + Trial license (evaluation use only)

CBT MOCK TEST. General Instruction

Please read the following instructions carefully

**General Instructions:**

- The clock will be set at the server. The countdown timer at the right corner of the screen will display the remaining time available for you to complete the examination. When the timer reaches zero the examination ends by itself. You need to terminate the examination or submit the paper.
- The Question Palette displayed on the right side of screen will show the status of each question using one of the following symbols:
  - You have not visited the question yet.
  - You have not answered the question.
  - You have answered the question.
  - You have NOT answered the question but have marked the question for review.
  - You have answered the question, but marked it for review.

The Marked for Review status for a question simply indicates that you would like to look at that question again. If a question is answered, but marked for review, then the answer to that question will be considered in the evaluation, unless the status is modified by the candidate.

**Navigating to a Question :**

- To answer a question, do the following:
  - Click on the question number in the Question Palette to go to that question directly.
  - Select an answer for a multiple choice type question by clicking on bubble placed before the 4 choices A, B, C, D. Use the virtual numeric keypad to enter a number as an answer to a numerical type question.
  - Click on **Save & Next** button to save your answer for the current question and then go to the next question.
  - Click on **Mark for Review & Next** to save your answer for the current question, mark it for review, and then go to the next question.
  - Caution: Note that your answer for the current question will not be saved, if you navigate to another question directly by clicking on its question number.**
- You can view all the questions by clicking on the Question Paper button. This feature is provided so that you can see the entire question paper at a glance. Note that the options for multiple choice type questions will not be shown.

**Answering a Question:**

Procedure for answering a multiple choice type question:

- To select your answer, click on the button of one of the options A, B, C, D.
- To deselect your chosen answer, click on the button of the chosen option again or click on the **Clear Response** button.

I have read and understood the instructions. I agree that in case of not adhering to the exam instructions, I will be disqualified from giving the exam.

Activate Windows  
Go to Settings to activate Windows.  
Go to PC settings to activate Windows.

Start Test

19:47  
21-09-2018

## And At last Click on End test

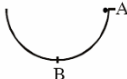
ITT-60 1 048 669 366 x + Trial license (evaluation use only) Computer No: 500

**CBT MOCK TEST.**

Maximum Marks: 1 | No Negative Mark Time Left : 59 min 49 sec  
CBT ID :123500001

Q. 28 **MOCK** Refresh Question

A small object can move in a vertical plane along a semi-circle of radius 0.1 m without friction. The speed at which the ball must be launched from point A so that its acceleration is  $3g$  at point B is given by 'v' m/s. Find the value of v.



- 0.5 m/s
- 1.0 m/s
- 1.5 m/s
- 2.5 m/s

Review and Next Clear Response Save & Next

**Questions Palette**

21	22	23	24	25
26	27	28	29	30
31	32	33	34	35
36	37	38	39	40
41	42	43	44	45
46	47	48	49	50
51	52	53	54	55
56	57	58	59	60
61	62	63	64	65

**Legend:**  
Answered Not Answered  
Marked Not Visited

Active Windows  
Instruction Profile  
Go to PC settings to activate Windows End Test

12:34  
21-09-2018

**and Submit your Exam**